

# RIVER CITY MILLWORK

ROCKFORD, ILLINOIS

*Since 1990*



## DOOR & WINDOW CATALOG

# TABLE OF CONTENTS

## Exterior Doors

ODL .....	04
Masonite .....	06
Simpson Doors .....	08
Taylor Entrance Systems .....	12
Exterior Door Frames .....	13
Exterior Millwork .....	14

## Interior Doors

Masonite .....	16
Simpson Doors .....	20

## Doorglass

ODL .....	24
Masonite .....	26

## Patio Doors

Simonton.....	28
---------------	----

## Window Collection

Simonton.....	30
---------------	----

## Additional Offerings

Custom Doors, Pre-Finish, Moulding, Hardware, Stair Parts .....	32
---	----



## RIVER CITY MILLWORK

River City Millwork is a leading Midwest distributor of high-quality doors, windows, and millwork. Our extensive selection of doors can be customized to suit your specific requirements. Additionally, we carry a diverse line of door components, hardware, mouldings, millwork, columns, stair parts, and adhesives. Our partnerships with reputable manufacturers allow us to distribute quality products.

Since 1990, our philosophy has been to consistently provide quality products, competitive pricing and on-time delivery. River City Millwork continues to make a conscious effort to help businesses carry out their projects. We are committed to providing our customers the highest level of customer service, professionalism, and sincere allegiance.

Our high level of craftsmanship and finishing standards combined with our ability to integrate a variety of innovative manufactured brands make us a complete one-stop solution. River City Millwork is a division of America’s leading distributor, Rugby Architectural Building Products.

“HELPING TO BUILD  
YOUR BUSINESS  
SINCE 1990!”



FLUSHED GLAZED | Fiberglass

Eliminate the frame and get seamless finish while letting in the natural light.

FEATURES & BENEFITS

- Standard size options or customize
- Extensive glass options available
- ADA compliant
- Grilles between glass available
- Satin Smooth finish features a unique fine brush stroke surface that's ideal for finishing applications

Available Textures



Satin Smooth/White

SHAKER | Fiberglass

Crisp Design. Simple Details. Inspired by timeless design aesthetics, our Shaker fiberglass doors feature crisp, square edges and clean, unadorned lines.

FEATURES & BENEFITS

- Stain to match your style
- Seamlessly blends with any style
- Extensive glass options available
- Fire-rated options
- Add dentil Shelves



4 Block Dentil Shelf Textured and Smooth Options

Available Textures



Satin Smooth | Edge Embossment



Rift Cut | Edge Embossment



ESTATE | Fiberglass

Our traditional Estate doors feature Edge embossments having the advantEDGE of being molded from handcrafted wood doors that include actual planks.

The Rift Cut door graining, captures the authenticity and appeal of multiple wood species in one distinctly linear texture.

FEATURES & BENEFITS

- Stain to match your style
- Modernized panel details
- Various door styles and sizes
- Extensive glass options available

Available Textures



Satin Smooth | Edge Embossment



Rift Cut | Edge Embossment



CONTEMPORARY | Fiberglass

Minimal Design. Fine Details. These contemporary fiberglass doors feature minimalist linear and geometric engraved patterns that complement modern architecture beautifully.

FEATURES & BENEFITS

- Door size and configurations
- Designs to match any style
- Extensive glass options
- Pre-primed and ready to paint
- Available in 20- or 90-minute fire rating
- 15-year limited warranty (steel edge)
- 5-year limited warranty (wood edge)

Available Textures



Smooth



Fine Grain



DURASTYLE® TORREFIED

Our handcrafted, solid wood doors offer unmatched performance and beauty, backed by a 20-year warranty.

FEATURES & BENEFITS

- Designed to Perform
- Completely Unique
- Premium Species: Fir and Maple
- Chemical-free technology



Torrefied Fir



Torrefied Maple

FRENCH | Wood

Wood doors can be crafted to a great degree, enabling you to curate the perfect design and showcase your style. They complement any style of home too, from modern to craftsman.

FEATURES & BENEFITS

- Available in a torrefied wood species and with Aquaseal technology
- With more style options like wood species, panel designs, glass designs and sizes, wood doors are highly customizable
- Wood stile and rail construction

ARTISAN | Wood

Choose from our panel and glass combinations to create a look that blends seamlessly with its surroundings

FEATURES & BENEFITS

- Customize with glass panels for natural light
- With more style options like wood species, panel designs, glass designs and sizes, wood doors are highly customizable
- Wood stile and rail construction



LE CHATEAU | Wood

Explore the possibilities with a panel collection that embodies the unmistakable elegance of an authentic wood door.

FEATURES & BENEFITS

- Customize with glass panels for natural light
- With more style options like wood species, panel designs, glass designs and sizes, wood doors are highly customizable
- Wood stile and rail construction



PANEL DOORS | Wood

Crafted from solid wood with traditional stile and rail construction.

FEATURES & BENEFITS

- A wide variety of wood species and stains
- Available in a torrefied wood species
- Available with glass
- 1-year limited warranty



HIGH DEFINITION DOORS | Steel

Secure any entrance with strong, cost-effective steel doors in a variety of styles that closely replicate the appearance of a high-end wood door. With a pre-applied primer, the doors are ready to paint.

FEATURES & BENEFITS

- Extensive glass options
- Pre-primed and ready to paint
- Available in 20- or 90-minute fire rating
- 15-year limited warranty (steel edge)
- 5-year limited warranty (wood edge)





NANTUCKET COLLECTION™

Nantucket Collection™ doors come standard with a face pin or with an option for no face pin. Paint New Acoya primed any color you desire, even black.

FEATURES & BENEFITS

- Mortise-and-tenon joinery with face-driven pins
- Two-piece laminated stile-and-rail construction
- Divided lite doors made with SDL construction
- Design pressure ratings of DP50 (additional hardware may be required in some applications)
- 10-year warranty included with no overlay required

Available Textures



EXTERIOR FRENCH & SASH

Our Exterior French and Sash doors are available in over 200 standard designs with many ways to personalize the look. Choose from any species and size.

FEATURES & BENEFITS

- Enjoy the beauty of the great outdoors while enjoying the comfortable indoors
- Update with UltraBlock® technology
- For tough exposures upgrade with WaterBarrier® technology

Popular Styles



CRAFTSMAN COLLECTION

All Craftsman Collection doors are offered in any wood species. There are 36 standard exterior door designs to choose from and all can be altered in virtually unlimited ways.

FEATURES & BENEFITS

- Available in virtually any wood species and any size
- UltraBock® technology included and backed by a 5-year warranty
- For tough exposures upgrade with WaterBarrier® technology

Popular Styles



BUNGALOW SERIES®

All Bungalow Series® doors are offered with traditional beaded v-groove panels. These doors are perfect for establishing that feeling of traditional comfort.

FEATURES & BENEFITS

- Available in virtually any wood species and any size
- A large selection of glass layouts and options.
- UltraBlock® technology included 5-Year Warranty)
- Upgrade with WaterBarrier® technology

Popular Styles





TRADITIONAL EXTERIOR

All traditional exterior doors reflect the classic and historic design ideas of an earlier time and place. They are handcrafted from the finest materials for outstanding beauty and engineered for long-lasting performance.

FEATURES & BENEFITS

- Available in any height, width and wood species
- Extensive glass options
- All doors available with WaterBarrier and UltraBlock® technology upgrades



EXTERIOR BARN DOORS

While any Simpson door can be paired with barn door track hardware, classic barn door design styles are available 1-3/4" thick with 3/4" grooved flat panel.

We also offer a “weathered” option to help your door look like it was reclaimed.



CONTEMPORARY

Contemporary doors feature the best of modern design without sacrificing the warmth and durability of wood. Enjoy clean lines, uncluttered looks and distinctive styles.

FEATURES & BENEFITS

- Available in any height, width and wood species
- Extensive glass options
- All doors available with WaterBarrier and UltraBlock® technology upgrades



MASTERMARK COLLECTION

Beautiful. Durable. Distinctive. These doors have engineered that resist warping and twisting. Triple glazed leaded glass inserts reduce heat loss and enhance appearance.

FEATURES & BENEFITS

- Available in any height, width and wood species
- Extensive glass options
- UltraBlock® technology included (5-year warranty)
- Upgrade with WaterBarrier® technology

SELECTS SERIES

Select Series features an array of charismatic doors, delivering great value, highlighted by a range of tasteful decorative glass configurations.

FEATURES & BENEFITS

- Available in 15 standard designs with matching sidelights and transoms
- UltraBlock® technology included (5-years warranty)
- Upgrade with WaterBarrier® technology



PERFORMANCE SERIES

Available for virtually any Simpson exterior door, WaterBarrier® technology combines a Medium Density Overlay (MDO) with water-resistant glazing beads and bars to create an exterior that stops water in its tracks.

UltraBlock® technology adds a water-resistant composite block in the bottom of the door stiles, where water infiltration can occur in a tough exposure.





CAMBRIDGE STEEL COLLECTION

The Cambridge Collection is constructed out of 22-gauge or 24-gauge hot-dip galvanized steel that resists corrosion. The full steel-edge perimeter provides an industry-leading Grade 40 Security Rating.

FEATURES & BENEFITS

- 6'8", 7'0" and 8'0" heights
- 2'0" to 3'0" widths (not all panel styles are available in all widths)
- Fire ratable up to 90 minutes
- Accepts exterior latex paint
- 20-gauge hinge reinforcements
- Remodeler under-size units available

Popular Design Options



1-Panel Shaker 2-Panel Shaker 3-Panel Shaker

8' HEIGHT STEEL-EDGE DOORS

The Cambridge Smooth Steel Collection offers a variety of door styles designed to complement nearly any architectural style.

Today's trends are demanding larger than life openings with understated details. The simple and clean design of the 1-Panel and 2-Panel Flat Shaker styles make them the perfect, modern solution for large openings.

AVAILABILITY

- Flush
- 1-Panel Flat Shaker
- 2-Panel Flat Shaker
- 2-Panel HD
- 6-Panel STD
- 6-Panel Horizontal



MASONITE FAST-FRAME

Developed and manufactured exclusively for Masonite by Timely®, Fast-Frame features a full 1" of adjustability to accommodate almost any variation in wall construction.

Fast-Frame is engineered to meet the most stringent code requirements including structural, impact and 90-minute fire ratings.



DUNBARTON REDIFRAME

Rediframe steel frames have been chosen to outfit hospitality, multi-family, condominiums, office buildings, and assisted-living facilities.

FEATURES & BENEFITS

- Rediframe® is designed to sleeve the wall, becoming an integral part of the wall system
- Rediframe® carries a Certification of Level A 1,000,000 cycles (ANSI 250.5-1994)
- Rediframe® is pre-finished, so installation occurs after the wall is finished



COLUMNS

FIBERGLASS COLUMNS

These fiberglass columns are rot-proof, weatherproof, insect proof, and highly durable.

ALUMINUM COLUMNS

The aluminum column collection is coated with a baked-on enamel finish to provide low maintenance, easy cleaning, and a beautiful white uniform finish.



PVC COLUMN WRAPS

PVC column wraps are made from cellular PVC, which offers the advantages of being unaffected by moisture and insects along with the thickness, ease of use, and workability of wood.

PERMASNAP™

This quick and easy solution to wrap existing wood or metal porch columns comes with three different trim options.



PORCH RAILINGS & BALUSTRADES

PORCH RAILINGS

Easy to install, this worry-free railing system will be a beautiful, low-maintenance addition to your porch or deck.

BALUSTRADE SYSTEMS

These low-maintenance features are made by moulding high-density urethane around structural elements in order to provide exceptional beauty, durability, and quality.

OUTDOOR LIVING

Complete your patio with a pergola system, enjoy some extra quiet time with a new privacy screen and add curb appeal to your garage with an eyebrow trellis.

Designed for both beauty and strength, our outdoor structures can turn a sunny backyard into an affordable, luxurious retreat.



PREHUNG DOORS & SLABS

A prehung door unit comes with the slab on hinges connected to the frame with casing around it. Prehung doors allow for a simple installation process, saving time, cost and effort.

All of our doors can be ordered as slab (no frame or holes) or door frame only.



ALUMINUM CLADDING

Aluminum cladding creates a protective layer on the exterior of the door frames, making it maintenance-free. Aluminum cladding works on any manufacturing entry door system.

FEATURES & BENEFITS

- Heavy-duty extruded aluminum
- No chipping, no cracking, no peeling
- Mull covers
- Jamb extenders
- Flexible or rigid nail finish
- No exposed fasteners





LIVINGSTON

Instantly transform any interior with a unique profile that is universally appealing.

FEATURES & BENEFITS

- Customizable door sizes and configurations
- Smooth, primed surface ideal for painting
- Full range of passage and bi-fold doors
- Available in solid core or hollow core
- Recessed panel design
- Available fire ratings: 20-minute.
- Warranty: 5 years (hollow core) / 7 years (solid core)

Available Styles



Livingston  
3 Panel

HERITAGE SERIES

Clean lines convey traditional craftsmanship and blend seamlessly into surroundings.

FEATURES & BENEFITS

- Customizable door sizes and configurations
- Smooth, primed surface ideal for painting
- Available in solid core or hollow core
- Recessed panel design
- Available fire ratings: 20-minute
- Full range of passage and bi-fold doors
- Warranty: 5 years (hollow core) / 7 years (solid core)

Available Styles



Bayshore Winslow Logan Lincoln



MOULDED PANEL DOORS

Familiar designs with universal appeal add a defining element to any space.


FEATURES & BENEFITS

- Customizable door sizes and configurations
- Smooth surface; perfect for painting
- Full range of passage and bi-fold doors
- Available in solid core or hollow core
- 8 panel styles available
- Planked panel design
- Available fire ratings: 20-minute

4 of 7 Available Styles



6 Panel Cheyenne 2 Panel 4 Panel 2 Panel Arch-Top



WEST END COLLECTION

A streamlined look and sophisticated, embossed lines embody minimalism.

FEATURES & BENEFITS

- Customizable door sizes and configurations
- Smooth, primed surface ideal for painting
- Full range of passage and bi-fold doors
- Available in solid core or hollow core
- Embossed panel design
- Available fire ratings: 20-minute
- Warranty: 5 years (hollow core) / 7 years (solid core)

Available Styles



Melrose Berkley



PANEL DESIGNS | Wood Stile & Rail

Le Chateau Collection panel designs allow for the option of glass replacement.

MANY PANEL DESIGNS AVAILABLE



LOUVER DOORS | Wood Stile & Rail

Add visual interest and increase airflow between rooms. Coordinating bifolds offer the perfect solution when space is limited.



ARTISAN DESIGNS | Wood Stile & Rail

Select from our array of panel and glass options to achieve a design that harmonizes with its environment.



PANEL & STICKING OPTIONS

STICKING OPTIONS

- Ovolo sticking
- Square sticking

PANEL OPTIONS

- Flat panel
- Raised panel
- Single-hip panel
- Double-hip panel



FRENCH DESIGNS | Wood Stile & Rail

French door interior designs prioritize natural light offering a range of options for illumination. Incorporate pantry, wine, or laundry-themed designs onto glass doors.



GLASS AND WOOD OPTIONS

With a selection of classic wood options such as oak, mahogany, and pine, there is something to suit every aesthetic preference. These options can be further customized with a wide variety of glass choices.

Popular Glass Options





PANEL & BI-FOLD DOORS

There are over 60 standard designs to choose from. Simpson can make interior doors in any size, shape, design, and wood species all backed by a 10-year warranty.

FEATURES & BENEFITS

- Available in any size and wood species
- A variety of panel types and profiles
- Matching 20-minute fire-rated doors are available for all designs
- 10-year warranty

Design Options




INTERIOR FRENCH DOORS

Each stile and rail door is expertly constructed with natural, beautiful wood components. But the real appeal of French doors lies in the wide selection of glass options.

FEATURES & BENEFITS

- Available in any size and wood species
- A wide selection of glass designs
- Tempered glass or resin panel insert
- Allows light to pass through
- 10-year warranty




REDI-PRIME DOORS

The most popular interior door designs available for painted interior doors, these doors are factory double-primed and sanded. Dozens of glass types are available.

FEATURES & BENEFITS

- Engineered stiles and rails with 1/8" thick MDF veneer over finger-jointed wood core
- Available in all widths
- Choose from 6'8", 7'0" and 8'0" heights
- Choose from flat panel doors, raised doors, barn doors and French doors, Ovolo or shaker sticking
- 10-year warranty



MONSTER DOORS

Supersize any Simpson design to create an extra-large monster door.

- Available up to 12 feet tall and 10 feet wide
- Each door engineered for best stability and performance
- Perfect for doors on barn track or with pivot hardware
- There are no design restrictions when working with Simpson on your door projects



**BRAVO STILE & RAIL DOORS**

**FEATURES & BENEFITS**

- Doors made with highly refined MDF, which is a stable and abundant wood fiber material
- Available in any size
- Two raised moulding options available on most designs
- Three sticking profiles: ogee, shaker and step-shaker
- Matching bi-fold and louver doors available
- Available in 20-minute fire ratings

**ENCORE DOORS**

**FEATURES & BENEFITS**

- MDF solid core construction, lightweight and softwood edge strips for outstanding screw holding performance
- Available in any size
- Dramatic raised panels, rounded sticking pattern and solid surface construction
- Seamless stile and rail with no possibility of separation
- Customized designs available
- Up to 90-minute fire ratings available



**INFINITY DOORS**

**FEATURES & BENEFITS**

- Router-carved MDF doors with inlaid moulding
- Choose from raised or flush inlaid moulding profiles
- Internal stiles have 1-inch width with finger-jointed wood core
- Solid continuous particleboard core and tempered hardboard surface
- Up to 90-minute fire ratings available

**BARN DOORS**

Any Simpson door can be paired with barn door track hardware. Choose from rustic and distressed, to bold and modern.

For openings up to 36", double-door applications require two kits. For use with 1-3/8" solid wood doors (not to be used with hollow core doors). Kit contains everything needed for concrete wall application.

Hardware available in matte black and satin nickel finishes.



**OVATION DOORS**

**FEATURES & BENEFITS**

- Made with MDF, a stable material that will not split or warp and provides a smooth, paintable surface
- Available in any size
- Unlimited design flexibility for a great value
- Four sticking profiles: Shaker, round, square-step and ogee
- Up to 90-minute fire-ratings available
- Customized designs available

**20-MINUTE WOOD FIRE-RATED**

Thousands of choices for fire-rated doors, including 20-minute fire-rated wood doors. For up to 90-minute fire ratings, see the MDF offerings (Infinity, Ovation, Encore).

**AVAILABILITY**

- 1-3/4" thick
- With a variety of sticking and panel options
- 1-year warranty
- Raised moulding and grooved panel options






DECORATIVE DOORGLASS

Exclusive decorative glass, available in countless configurations, allows you to create a stunning entryway. Choose your favorite design, and we'll help you find the perfect door to complete the look


6 of 51 Glass Designs



PERSPECTIVES COLLECTION

The ODL Perspectives line of privacy glass, inspired by global perspectives, features seven unique styles. Each design offers a subtle yet sophisticated approach to entryway privacy, creating a beautiful interplay of light and shadow.


6 of 7 Glass Designs



LIGHTSCAPES COLLECTION

The Lightscapes Collection of privacy doorglass offers a unique blend of style and functionality. Inspired by the interplay of light and shadow, these designs allow natural light to filter into your home while maintaining your privacy

6 Glass Designs



CLASSIC DOORGLASS

Clear glass is far from boring— Its clean lines and minimalist aesthetic can create a sense of spaciousness and openness.

AVAILABILITY

- Simulated divided lights
- Grilles between glass
- External grilles
- Clear glass
- Gray turtle glass
- Impact rated and ADA compliant
- Vents





DECORATIVE DOORGLASS

Transform the entrance of your home with the timeless elegance and exceptional craftsmanship of Masonite decorative glass.

Our stunning collection of handcrafted glass designs adds a touch of sophistication while providing privacy and natural light.

6 of 20 Glass Designs



GRIDS

Grids can enhance the aesthetic appeal of exterior doors, adding character and visual interest to a home's facade.

They can also provide a sense of traditional craftsmanship and can be used to match the existing design elements of a home.

6 Glass Designs




TEXTURED DOORGLASS

Masonite textured glass for exterior doors offers a beautiful balance of privacy and natural light.

The textured glass designs add a touch of elegance to any home while obscuring the view into your home, enhancing security and privacy.

5 Glass Designs



INTERIOR DOORGLASS

Crystal-clear, opaque, patterned or plain, the glass you choose should be a reflection of your personal taste.

We offer the widest array of glazing options in the industry, making it easy to achieve the look and level of privacy you desire.

6 of 24 Glass Designs





NARROW FRAME PATIO DOORS

Every Simonton patio door is designed to coordinate perfectly with our windows.

FEATURES & BENEFITS

- **Smooth operation:**  
Corrosion-resistant rollers provide easy opening and closing for the life of the door
- **Superior Energy Efficiency:**  
Built-in energy-efficient glass that can be customized for maximum performance.
- **Colors:**  
Wide range of colors, interior woodgrains and hardware finishes.

SWINGING PATIO DOORS

Patio doors designed to swing open can create dazzling drama and sensational style.

FEATURES & BENEFITS

- All hinged patio doors are available in select standard sizes to suit your home
- Add the finishing touch to your hinged glass patio door with a unique grille profile and pattern

STYLES

- **French Hinged:** Two operating door panels allows you to choose which way you want the patio door to swing inward or outward
- **Center Hinged:** Choose which panel is operable and if the door swings inward or outward



INNOVO PATIO DOORS

From the sill up, INNOVO® ensures industry-leading performance, functionality and design.

FEATURES & BENEFITS


- **Smooth, rattle-free glide:**  
The monorail system elevates the sliding panel across the rail, which means it is built to last
- **Keeps out water and air:**  
The frame is fully welded, so the weather stays outside where it belongs
- **Easy glide screen:**  
The screen actually hangs from the top of the door, creating a smooth glide across an unobstructed track



PRODUCT OPTIONS

Not all features and options are available in every style and areas of the country. Please consult your River City Millwork representative for more information.

- **ProSolar® Shade:**  
Provides maximum solar heat control, fade protection, visibility and energy savings
- **Colors:**  
Standard vinyl colors are molded throughout the vinyl for long-lasting beauty
- **Hardware Finishes – Standard:**  
White, tan, driftwood
- **Hardware Finishes – Premium:**  
Antique brass, brushed chrome, mineral bronze and polished brass



REPLACEMENT WINDOWS

Simonton manufactured windows are AAMA Gold Certified meaning you get best-in-class quality and durability.

VINYL WINDOWS

- Energy-efficient thermal performance
- Easy to maintain
- Vinyl windows offer a significantly longer lifespan
- Vinyl windows increase the value of a home
- Comprehensive Warranty

POPULAR COLLECTIONS:

- 5500 collection
- StormBreaker plus collection
- Brickmould 600 collection
- Contractor collection
- DaylightMax collection
- Madeira collection

CUSTOM REPLACEMENT WINDOWS

Our residential replacement windows are completely customizable to fit your home improvement needs.

FEATURES & BENEFITS

- A wide range of window styles
- Glass Selections – designed to meet your energy efficiency needs
- A variety of interior and exterior colors
- A wide range of hardware finishes
- A variety of Grid Styles & Patterns



WINDOW STYLES



Double Hung Windows

Opened from the bottom or lowered from the top. It also tilts in so you can clean your window from the inside of your home.



Single Hung Windows

They can be raised from the bottom to allow airflow, while the top of the window remains stationary.



Slider Windows

Easy to use, slider windows glide open from either the left or right and provide a wide view of your outside landscape.



Casement Windows

A great window for hard-to-reach areas of your home, these windows open easily with a Crank operating system.



Awning Windows

Hinged at the top and designed to open outward, these windows open and shut easily with the turn of a crank handle.



Bay or Bow Windows

These windows project outward, creating more space inside and major curb appeal outside.



Picture Windows

One of the most energy efficient of all windows, picture windows provide a wide open view and come in a variety of sizes, so they can fit any space in your home.



Geometric Windows

Design a unique look to add character to your home. Use these windows to create a focal point in your house or add more light to an area.



Garden Windows

Enjoy flowers and plants year round with garden windows. These windows project outward and provide space for foliage, photos or décor.



CUSTOM DOORS

We offer a wide range of standard door sizes, as well as custom sizes for non-standard door opening dimensions.


Many of the doors and windows from our collection can be produced to order as a special size.

DOOR CONFIGURATOR

DOOR COMPONENT SOLUTIONS

Our selection of door components are made to work better, install faster, and last longer. Plus, they adjust to opening conditions for the maintenance-free performance your customers are looking for.

- PRODUCT LINE:
- Door sills & thresholds
  - French door astragals
  - Door frame systems
  - Weathersealing
  - Panolock multi-point lock



PRE-FINISHED DOORS

Our Fiberglass Pre-Finish Program offers a superior finish over doors finished onsite and is backed by a 10-year warranty. All stains can be used on oak, fir, knotty alder, and mahogany skins.

- PAINT PRE-FINISH
- Custom color matching
  - Provide corresponding number or a sample of any Sherwin-Williams' color

HARDWARE

We offer a wide array of residential hardware available from Johnson Hardware, and Penrod.

- HARDWARE SOLUTIONS:
- Door hinges
  - Barn door
  - Pocket door
  - Sliding bypass
  - Bi-Folding door
  - Soft-close
  - Multi-fold door



NOVO MOULDINGS

Novo Building Products is an industry leader, providing high-quality building materials that empower you to achieve exceptional results on every project.


- FEATURED PRODUCTS
- Decorative mouldigs
  - Sheet goods
  - Boards
  - Exterior Millwork

STAIR PARTS

Solid construction, beautiful design, and lasting strength — we offer an attractive variety of handrails for all types of projects.

- PRODUCTS LINE:
- Cable, tube and panel systems
  - Iron and wood baluster stairs
  - Newel post
  - Handrails
  - Tread and risers
  - Accessories







**RIVERCITYMILLWORK.COM**



**RIVER CITY  
MILLWORK**

📍 200 Quaker Road  
Rockford, IL 61104

📞 815-965-9439

✉️ [orders@rivercitymillwork.com](mailto:orders@rivercitymillwork.com)

February 2025