

SELECTIONS FROM
WILSONART® HPL

 **wilsonart®**



YOUR VISION, *delivered.*

Whatever vision you see, we see it through with a limitless collection of the most sustainable High Pressure Laminate designs. Wilsonart® HPL is crafted for affordable luxury and practical performance. The design options are vast, but our objective never changes — providing the perfect combination of art and engineering for every environment, backed by service you can count on.



Your designs, limitless

300+ LOCALLY STOCKED DESIGNS

plus 1,000+ on-demand designs and endless custom design possibilities



Your legacy, more sustainable

2X MORE POST-CONSUMER RECYCLED CONTENT

than other leading laminate brands, on average



Your surfaces, built to last

3X MORE WEAR RESISTANT

than other laminates, when powered by AEON™ Technology



Your plans, unstoppable

UNMATCHED RELIABILITY

with a dedicated delivery fleet that ensures complete and correct delivery



Table *of* Contents

WHY WILSONART® HPL?	02
SUSTAINABILITY	04
WILSONART WOODGRAINS™	06
ABSTRACTS	10
SOLIDS	14
RESIDENTIAL COLLECTION	16
WILSONART® HD® LAMINATE	20
LAMINATE FINISHES	22
COORDINATED SURFACES	24
DECORATIVE EDGES	25
SPECIALTY LAMINATES	26
COMPACT LAMINATE PANELS	27

The wise choice for your environment

Wilsonart® High Pressure Laminate is right for the environment you're designing and the one we all want to protect. With smarter engineering developed for a positive impact, we're here to help you solve your challenges sustainably, create a vision that lasts beautifully, and care personally for the well-being of people in your space.

and our world.



THE FIRST HPL TO ACHIEVE:

FSC® Certification
Declare Label

THE HIGHEST STANDARD FOR WELL-BEING

UL GREENGUARD Gold Certified
SCS Indoor Advantage Gold Certified



The smarter way to do wood

Wilsonart Woodgrains™ replicate any wood nature can grow, avoiding deforestation and waste caused by wood veneer production. That means you can design with exotic and rare species while protecting them at the same time.

#1 IN POST-CONSUMER RECYCLED CONTENT

Nearest competitor

11.5%

Wilsonart (on average)

23%



**8.9 MILLION TREES
SAVED SINCE 2000**



**HPL COUNTERTOPS
AND PANELS ARE
CARBON NEGATIVE**



Wilsonart Woodgrains™

THE SMARTER WAY TO DO WOOD

Our strikingly real woodgrains capture the best of wood in a surface that's tougher than veneer and impervious to wood's supply slowdowns and species markups.


Our new HPL Launch introduces luxe woodgrains with zero repeats across the full width and length of sheets — precisely recreating a plain sliced bookmatch (PB) from hand-selected 12" wide leaves of high-grade wood.

*Compared to wood veneer

FEATURES

- Up to 16X more durable*
- Up to 3X less expensive total installation price*
- 23% post-consumer recycled content on average

Wilsonart Woodgrains™



WINDSOR MAHOGANY
7039K-78



FIGURED MAHOGANY
7040K-78



WILD CHERRY
7054-60



MONTANA WALNUT
7110K-78



EMPIRE MAHOGANY
7122K-07



NEPAL TEAK
7209K-78



BANNISTER OAK
7806-60



SOLAR OAK
7816-60



BEIGEWOOD
7850-60



FUSION MAPLE
7909-60



MANITOBA MAPLE
7911-60




AMBER CHERRY
7919K-78



TUSCAN WALNUT
7921-38



BRIGHTON WALNUT
7922K-07



VERSAILLES ANIGRE
7923K-07



BILTMORE CHERRY
7924K-07




MONTICELLO MAPLE
7925-38



CASTLE OAK
7928-38




HUNTINGTON MAPLE
7929-38



CAFELLE
7933K-07



SHAKER CHERRY
7935K-18



WILLIAMSBURG CHERRY
7936K-07



RIVER CHERRY
7937-38



NEW AGE OAK
7938-38



BLOND ECHO
7939K-18



TAN ECHO
7941K-18



COCOBALA
7942K-07




COLOMBIAN WALNUT
7943K-07



MADAGASCAR
7944K-01



BRAZILWOOD
7946-38



RIO
7947K-18



MAMBO
7948K-07



ASIAN NIGHT
7949K-18



ASIAN SUN
7951K-18




ASIAN SAND
7952K-18




HARVEST MAPLE
7953-38



NATURAL RIFT
7954-38



ZANZIBAR
7957K-78



HAMPTON WALNUT
7959K-78



STUDIO TEAK
7960K-18

Wilsonart Woodgrains™



SKYLINE WALNUT
7964K-12



WALNUT HEIGHTS
7965K-12



5TH AVE. ELM
7966K-12



PARK ELM
7967K-12



LOFT OAK
7968K-12



WAREHOUSE OAK
7969K-12



HIGH LINE
7970K-18



UPTOWN WALNUT
7971K-12



OLD MILL OAK
7973K-12




RAW CHESTNUT
7975K-12



WHITE CYPRESS
7976K-12



WHITE BARN
7977K-12



ZEBRAWOOD
7980K-18




LANDMARK WOOD
7981K-12



BUKA BARK
7982-38



BOARDWALK OAK
7983-38



MANGALORE MANGO
7984-38



MORELIA MANGO
7985-38




PASADENA OAK
7986-38



PALISADES OAK
7987-38



MISSION MAPLE
7990-38




NEOWALNUT
7991-38



PINNACLE WALNUT
7992-38



FLORENCE WALNUT
7993-38



LOWELL ASH
7994-38



STERLING ASH
7995-38



NATURAL RECON
7996-38



EBONY RECON
7997-38



LOW LINE
7998K-18



FIELD ELM
7999K-12



WHITE DRIFTWOOD
8200K-16



GREY ELM
8201K-12




SILVER OAK PLY
8203K-28



FAWN CYPRESS
8208K-16




VERANDA TEAK
8209K-28



PORTICO TEAK
8210K-28



PHANTOM PEARL
8211K-28



PHANTOM ECRU
8212K-28



PHANTOM COCOA
8213K-28



PHANTOM CHARCOAL
8214K-28

Wilsonart Woodgrains™



**ANTIQUE BOURBON
PINE**
8215K-12



**ANTIQUE MARULA
PINE**
8216K-28



ITALIAN SILVER ASH
8217K-16



KINGSWOOD WALNUT
8218-38



IVORY BIRCH
8219-38




FRENCH PEAR
8220-38



SAP WALNUT
8221-38



WASHED CHAR
8222K-16



RANDOLPH FOREST
8225K-79



FRISTON ASH
8229K-79



VALLEY FORGE ELM
8231K-79



**CONTINENTAL
WALNUT**
8232K-05



BELAIR
8234K-05



DAINTREE
8235K-05



MONTEVERDI
8236K-05



FAIRCHILD
8238K-05



CENIZO CHERRY
8239-38



NORWEGIAN ASH
8241-38



JUBILEE OAK
8242-38



ANDERSON CHERRY
8266K-17




NEWLANDS
8268K-17



MAPLE PB NATURAL
8269K-05



MAPLE PB NUTMEG
8271K-05



MAPLE PB CHESTNUT
8272K-05



MAPLE PB CASHMERE
8285K-05



CHERRY PB NATURAL
8273K-05



CHERRY PB TOASTED
8274K-05



CHERRY PB SIENNA
8275K-05



CHERRY PB AUBURN
8276K-05



WALNUT PB NATURAL
8277K-05



WALNUT PB MELLOW
8278K-05



WALNUT PB COGNAC
8279K-05



WALNUT PB EMBER
8286K-05



**WHITE OAK PB
NATURAL**
8281K-05



**WHITE OAK PB
WHEATON**
8282K-05



WHITE OAK PB HONEY
8283K-05



WHITE OAK PB SPICE
8284K-05



LIMBER MAPLE
10734-60



FONTHILL PEAR
10745-60



KENSINGTON MAPLE
10776-60



Abstracts

REFINED PATTERNS THAT REFLECT YOUR VISION


Make your abstract vision into an eye-catching reality that stands the test of time and exceeds your expectations for sustainability. Wilsonart® HPL abstract designs elevate classic styles to the next level — so you can take your vision in any direction.

*Compared to competing laminates


FEATURES

- 3X more wear resistant*
- 3X more scuff resistant*
- 3X more scratch resistant*
- 2X more post-consumer recycled content*

Abstracts



ALMOND LEATHER
2932-60



GREY GLACE
4142-60



NEUTRAL GLACE
4143-60



GREY PAMPAS
4168-60



BEIGE PAMPAS
4170-60



WHITE NEBULA
4621-60



GREY NEBULA
4622-60



GRAPHITE NEBULA
4623-60




CLOUD NEBULA
4630-60



NAVY LEGACY
4651-60



BRONZE LEGACY
4656-60



NATURAL TIGRIS
4669-60




EVENING TIGRIS
4674-60




WOOLAMAI BRUSH
4746-60




PEWTER BRUSH
4779-60




WHITE TIGRIS
4783-60




WINDSWEPT PEWTER
4795-60




BURNISHED CHESTNUT
4796-60




TITANIUM EV
4810-60



CARBON EV
4820-60




SATIN STAINLESS
4830K-18




DESERT ZEPHYR
4841-60




CANYON ZEPHYR
4842-60




MISTED ZEPHYR
4843-60



TWILIGHT ZEPHYR
4845-60



CLOUD ZEPHYR
4856-60



SHADOW ZEPHYR
4857-60



SILVER ALCHEMY
4860K-07



SHEER MESH
4876-38




GREY MESH
4877-38



PEWTER MESH
4878-38



STEEL MESH
4879-38



CARBON MESH
4880-38



VAPOR STRANDZ
4939K-18




ASTRO STRANDZ
4940K-18




COSMIC STRANDZ
4941K-18




CRISP LINEN
4942-38



CLASSIC LINEN
4943-38



CASUAL LINEN
4944-38



ORGANIC COTTON
4945-38

Abstracts



NATURAL COTTON
4946-38



RAW COTTON
4947-38



FLAX LINEN
4990-38



PRESSED LINEN
4991-38



FORGED STEEL
4995-60



HIGH RISE
4996-38



MAGNOLIA
5012K-19



MUSHROOM
5013K-19



BATTLESHIP
5014K-19



NORDIC LINEN
5015-38



FRENCH LINEN
5016-38



POLISHED CONCRETE
5022K-22




NIGHTFALL
5023K-19




BLACKBIRD
5024K-19



HANDSPUN PEARL
5033-38



HANDSPUN DOVE
5034-38



HANDSPUN SLATE
5035-38



HANDSPUN CHESTNUT
5036-38



PEARL ALLOY
5057K-18



TITANIUM ALLOY
5058K-18



DRAGON FIRE
13088-60



SUNNY SIDE UP
13089-60



NORI
13091-60



CATALINA
13092-60



CANDY APPLE
13096-60

CREATE YOUR OWN OPTICAL SOLID

Reinvent the color wheel with Wilsonart® Spectrum Color Alteration. Send us your favorite swatch, choose one of our optical solid patterns, and we'll create the perfect match.

Learn more at wilsonart.com/spectrum



Abstract Trends

BOLD MINIMAL

Inspired by the philosophy of doing more with less, this trend shows how bold black and white can be. Dark, saturated woodgrains meet airy abstracts to create a dramatic contrast of light and shadow, blending the crisp, clean aesthetic of a modern office space with the comfort of home.

DESIGNS: ORGANIC COTTON 4945-38
WHITE OAK PB SPICE 8284K-05



QUIET INDUSTRIAL

This trend smooths the edges of industrial materials like metal and concrete to create a space that feels warm and welcoming. Raw wood and other organic elements bring nature's softness to the structure of modern industrial design.

DESIGNS: PEWTER BRUSH 4779-60 / CHERRY PB SIENNA 8275K-05
CALCUTTA MARBLE 4925K-07

SOFT ECLECTIC

Curated, yet effortless. This trend creates harmony by weaving luxe materials and handspun textures into a one-of-a-kind collection of favorite things. Mix and match textile, stone, wood, and leather to create a space that feels thoughtful and personalized with just a hint of maximalism.

DESIGNS: HANDSPUN CHESTNUT 5036-38
MAPLE PB NATURAL 8269K-05





Solids

A SURFACE THAT STRIKES THE PERFECT TONE

Keep it simple and stunning with a vibrant and versatile spectrum of colors in a diverse array of finishes that match your vision and your high standards for durability. Wilsonart® HPL solid colors are the building blocks for any environment, whether your design demands an understated neutral or a vivid statement color.

*Compared to competing laminates

FEATURES

- 3X more wear resistant*
- 3X more scuff resistant*
- 3X more scratch resistant*
- 2X more post-consumer recycled content*


Solids



REGIMENTAL RED
D12K-18



ATLANTIS
D25-60



NATURAL ALMOND
D30-60



KHAKI BROWN
D50-60



PEWTER
D73-60



NORTH SEA
D90-60



SLATE GREY
D91-60



DOVE GREY
D92-60



SHADOW
D96-60



HOLLYBERRY
D307-60



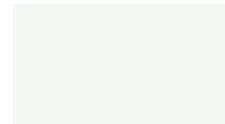
PLATINUM
D315-60



BRITTANY BLUE
D321-60




PEPPERDUST
D327-60




DESIGNER WHITE
D354-60




INDIGO
D379-60



FASHION GREY
D381-60




CRYSTAL
D388-60




WHITE SAND
D403-60




LAPIS BLUE
D417-60




LINEN
D427-60



ALABASTER
D431-60



WALLABY
D439-60



COFFEE BEAN
D495-60



ISLAND
D498K-18



OCEAN
D502K-18



CEMENT
D503-60



FOSSIL SHALE
D504-60




MIDNIGHT
D505-60



SILVER MIST
D506-60



SILK MIST
D511-60



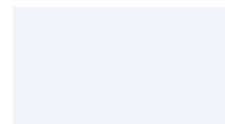
SNOW WHITE MIST
D515-60




GREY
1500-60




BEIGE
1530-60



WHITE
1570-60



ANTIQUE WHITE
1572-60



FROSTY WHITE
1573-60



BLACK
1595-60



GRAPHITE
10657-60



Residential

THE ESSENCE OF LUXURY LIVING


Wilsonart is the home of high performance and high-end design. Create a space that's more functional and more rejuvenating with Wilsonart® HPL residential designs that infuse the beauty of natural materials into highly durable countertops, cabinetry, walls, and more.

*Compared to competing laminates

FEATURES

- 3X more wear resistant*
- 3X more scuff resistant*
- 3X more scratch resistant*
- 2X more post-consumer recycled content*

Residential



WINTER CARNIVAL
1874K-52



SUMMER CARNIVAL
1875K-52



SPRING CARNIVAL
1876K-52



AUTUMN CARNIVAL
1877K-52



MARMO BIANCO
1885K-07



COTE D'AZUR
1886K-07



BENJAMIN GREY
1887K-22



HEBRON WHITE
1888K-22



SERRANIA
1890K-22



KALAHARI TOPAZ
4588-60



KALAHARI TOPAZ
4588K-07



SMOKY TOPAZ
4589K-07




BAHIA GRANITE
4595K-52




MILANO AMBER
4724-60




MILANO AMBER
4724K-52



MILANO BROWN
4725-60



MILANO BROWN
4725K-52



MILANO QUARTZ
4726-60



MILANO QUARTZ
4726K-52




MYSTIQUE DAWN
4762-60



TUMBLED ROCA
4835-38




OILED SOAPSTONE
4882-38



PEARL SOAPSTONE
4886-38



RUSTIC SLATE
4888-38



DESERT SPRINGS
4904-38




SPICEWOOD SPRINGS
4905-38



DEEP SPRINGS
4907-38



MADURA PEARL
4922K-52



WHITE CARRARA
4924-38



CALCUTTA MARBLE
4925K-07



BLACK ALICANTE
4926K-07




BORDEAUX JUPARANA
4929-38



WHITE JUPARANA
4931-38




GOLDEN JUPARANA
4932-38



BRECCIA
4951K-22




TYPHOON ICE
4952K-22




**ITALIAN WHITE
DI PESCO**
4954K-22



CAFÉ DI PESCO
4955K-22



BRONZITE
4971K-52



INK VESTA
4979K-07

Residential




PORTORO
4980K-22



CALACATTA ORO
4981-38



LECHE VESTA
4987K-07



MERCURY VESTA
4988K-07



ANDORRA SHADOW
4998K-22



TOFFEE DI PESCO
5000K-22



PEARL SEQUOIA
5001K-07



WHITE CASCADE
5003-38



DUSK CASCADE
5004-38



SIERRA CASCADE
5005-38



PRALINE ANTICO
5008K-07



PEBBLE PIAZZA
5009-60



DRAMA MARBLE
5010K-07



POTTER'S CLAY
5011K-22




GLACIER QUARTZITE
5025K-22



BRAZILIAN GREY
5026K-07




ARENITE CREAM
5027K-07



SOMBRA
5028K-07




OURO BRANCO
5029K-22



QUARTZ FROST
5031K-07



BRAZILIAN BLUE
5032K-07



ANZIO MARBLE
5037-38



ORTENSIA
5038K-15



BELLO ROMANO
5039K-15



GRANITO CASCATA
5041K-15




CALACATTA LINCOLN
5042K-07



LISOLA
5043K-15



BEACHWALK
5044-60



ICE MIST
5045K-15



LAKESHORE
5046K-15



NEW
TERRENA SOAPSTONE
5059K-15



MIDNIGHT CARNIVAL
5061K-15



BORGHINI MARBLE
5062-38



PIETRA VIVA
5063K-22



ROCA BOSCO
5064-60



MIDTOWN CONCRETE
5065K-22



NEW
ALUMA MARBLE
5067K-15



CRYSTAL QUARTZITE
5068K-22

Residential Trends

LIGHT & BRIGHT

Fresh, bright white tones continue to lead as a top choice for residential and resimercial environments, especially in kitchens and bathrooms where a sense of cleanliness and simplicity is everything. Modern spaces that embrace warmer white tones are also the perfect blank canvas.

DESIGNS: ALUMA MARBLE 5067K-15
PHANTOM PEARL 8211K-28



CRAFTED CALM

Encounter a soft, warm, comforting interpretation of casual luxury. Connecting with nature through design is an essential element of the Crafted Calm trend. Look to cozy, neutral tones that inspire a sense of welcome and tranquility when paired with rich woodgrains.

DESIGNS: DRAMA MARBLE 5010K-07
WHITE OAK PB HONEY 8283K-05

DARK & MOODY LUXE

Turn down the color. Turn up the drama. Convey a deep sense of luxury with dramatic contrasts that make a statement. Saturated colors like blacks, brown-blacks, and deep blues and greens pair with exotic wood accents to create spaces that offer a sense of retreat and tranquility.

DESIGNS: TERRENA SOAPSTONE 5059K-15
WALNUT PB EMBER 8286K-05





Wilsonart® HD® Laminate

PERFORMANCE UNLIKE ANY OTHER SURFACE

A fusion of beauty and state-of-the-art technology, Wilsonart® HD® Laminate is the hardest-wearing Wilsonart® Laminate ever designed. It's enhanced with antimicrobial protection that inhibits growth of bacteria, mold, and mildew. And with ÆON™ Technology to resist scratches and scuffs, it's the ideal choice for countertops, tabletops, checkout counters, and other hard-working residential or commercial surfaces.

*Compared to competing laminates

FEATURES

- Antimicrobial protection
- 3X more wear resistant*
- 2X more post-consumer recycled content*

Wilsonart® HD® Laminate




ASHBEE OAK
17000K-57



RUSKIN OAK
17001K-57



FISHER OAK
17002K-57



STICKLEY OAK
17003K-57



CARTER OAK
17004K-57



MORRIS OAK
17005K-57



MERCER OAK
17012K-57



WEBB OAK
17013K-57



SUMNER OAK
17014K-57



RALEIGH WALNUT
17015K-67



CUMBERLAND WALNUT
17016K-67




HARTLEY WALNUT
17017K-67




SOLANO WALNUT
17018K-67




DEEPSTAR SLATE
1818K-35




LUNA FROST
1849K-35




LUNA WINTER
1850K-35



LUNA NIGHT
1854K-35




SALENTINA NERO
1864K-55



PERLA PIAZZA
1867K-55




GOLDEN ROMANO
1871K-35



WINTER CARNIVAL
1874K-35



SUMMER CARNIVAL
1875K-35




SPRING CARNIVAL
1876K-35




AUTUMN CARNIVAL
1877K-35



TRINIDAD LAPIDUS
1879K-35



MAGNATA
1880K-35



CIPOLLINO BIANCO
1881K-35



CIPOLLINO GRIGIO
1882K-35



CIPOLLINO CON PANNA
1884K-35



LARIO
1891K-55



Finishes

THE FINISHING TOUCH THAT WITHSTANDS WEAR

From ultra-matte to high gloss, choose the perfect finishing touch that withstands wear from Wilsonart's robust library of options. Our nature-inspired surfaces are curated with finishes that add an extra layer of realism to stones, woodgrains, and woven textiles. Premium and Wilsonart® HD® finishes enhance your surface's performance with extra layers of protection.

ÆON™ TECHNOLOGY

Provides 3X better wear resistance and better scratch, scuff, and mar resistance than comparable competitive finishes.

ANTIMICROBIAL PROTECTION


Inhibits growth of stain- and odor-causing bacteria, mold, and mildew. It's available as a performance enhancement on premium and standard finishes.

Finishes




#01 HIGH GLOSS - PREMIUM

A mirror sheen finish, which gives a smooth, brilliant appearance. Recommended for horizontal applications such as countertops and light to medium commercial applications. Excellent for vertical applications.




#05 TIMBERGRAIN - PREMIUM

A low-sheen wood finish with a dimensional, realistic ticking and natural variation across the surface texture, much like a natural veneer.




#07 TEXTURED GLOSS - PREMIUM

A fine textured surface with a sheen level indicative of waxed wood, polished stone, or other moderately reflective materials.



#12 SOFTGRAIN - PREMIUM

A dense, woodgrain structure that is low gloss and soft to the touch. Subtle highlights of reflectivity randomly occur within the embossed grains, creating a sophisticated raw wood look.



#15 FIELDSTONE - HD® PREMIUM

This matte finish has a mixture of low sheen, stone-like textural attributes layered across the surface. And layered on top are fine, irregular veins and features in a higher sheen, which create natural contrast and dimensional organic detail.




#16 CASUAL RUSTIC - PREMIUM

A woodgrain texture with a blend of grain variations ranging from linear to subtle movement with random, irregular features. The overall low gloss surface is accented with higher sheen woodgrain ticking and random highlights.




#17 SILKEN WOOD - PREMIUM

A luxurious matte finish that provides a silky touch. This tactile quality is paired with intriguing visual features found in a quarter-sawn grain structure, like open or dense ticking in linear arrangements.




#18 LINEARITY - PREMIUM

A directional texture running the length of the sheet, having a narrow, random, matte-gloss linear quality. It is complementary to linear woodgrains and linear patterns and provides dimension and visual movement to solid colors.




#19 LENO WEAVE - PREMIUM

Random intersecting horizontal and vertical lines create a geometric weave with a matte-gloss mix.



#22 ANTIQUE - PREMIUM

A mixture of varying low gloss features combined with organic movement, indicative of the surface of an aged stone or an antique metal.




#28 GLOSS LINE - PREMIUM

A linear woodgrain texture with varied widths of narrow grain structures in an alternating mix of matte and gloss surface areas.



#35 MIRAGE - HD® PREMIUM

Subtle variations in matte and gloss finish connect to nature's own finishes: rough and weathered, smooth and polished.




#38 FINE VELVET TEXTURE - STANDARD

A smooth-textured finish with moderate reflective value.



#52 QUARRY - HD® PREMIUM

Premium finish emulating the "pitted" look of polished natural stone.



#55 GLAZE - HD® PREMIUM

A layering of matte features over a glaze of semigloss creates this timeworn effect.



#57 ALIGNED OAK - HD® PREMIUM

Authentic realism is brought to the surface using synchronized texture, as each elegantly aged oak design exhibits the natural dimension and feel of real wood.



#60 MATTE - STANDARD

Textured finish with a moderate reflective quality.



#67 ALIGNED WALNUT - HD® PREMIUM

A modern, elevated matte finish with sophisticated textures. Ideal for HPL surfaces in larger settings to create an authentic woodgrain look and feel.



#78 FINEGRAIN - PREMIUM

This premium finish features the polish and luxe of a real wood veneer, with a subtle, narrow grain structure that runs the length of the sheet.



#79 RIDGEWOOD - PREMIUM

An overall matte finish with ridged dimensional features creating a linear woodgrain effect.



WALNUT HEIGHTS 7965K-12

Coordinated Surfaces

No matter your vision, we can coordinate the perfect solutions for your project.

As a world-leading provider of stunning engineered surfaces, Wilsonart offers hundreds of matching designs that are available across product lines. That means it's easy to harmonize your design while choosing the perfect product and level of performance you need for each individual surface.



BEST-MATCH DESIGNS

One design vision. Four product lines to coordinate. Match your favorite design pattern and texture across Wilsonart® HPL, TFL, Edgeband, and Cabinet Doors & Moldings.



ONE-STOP PERFORMANCE SOLUTION

Easily move between coordinated product and performance types based on the needs of your project. Wilsonart® Coordinated Surfaces is truly a one-stop solution.



OLD MILL OAK 7973K-12
PLANKED WOODS

Decorative Edges

Wilsonart® Decorative Edges for laminate forever eliminate the brown seam line — and they're available in residential designs. Choose from two unique architectural options to create a strikingly seamless edge on countertops, tables, desks, and more.



BEVELED EDGE

Strong, crisp angles enhance a solid stone look and feel. The 45-degree angle “cut” reflects light, creating a defined border that smartly frames your countertop.



CRESCENT EDGE

This versatile edge blends into nearly any interior design. It's the perfect finishing touch that adds depth and sophistication to any space.

Specialty Laminates

Discover laminates that can handle your project's unique demands. Our performance enhancements are engineered to withstand everything from chemical spills to fire damage. And design options like custom surfaces and colored core will deliver your vision — no matter what.



PERFORMANCE FEATURES

CHEMICAL-RESISTANT

Wilsonart® Chemsurf® provides exceptional resistance for environments where chemicals and harsh cleaners are used.

FIRE-RATED

This long-lasting laminate meets or exceeds fire codes across the country and comes in a wide range of designs.

PEEL AND STICK LAMINATE

Wilsonart® RE-COVER™ vertical-grade laminate comes with a pre-applied adhesive to quickly and affordably update surfaces.

WRITABLE SURFACE

Wilsonart® Markerboard is a durable and affordable writing surface for classrooms, offices, athletic facilities, or restaurants with an ever-changing menu board.

INCREASED DURABILITY

Wilsonart® High Wear Laminate is built for high-traffic spaces, boasting over five times the industry standard for abrasion resistance.

ULTRA-MATTE, ULTRA-LUXE

TRACELESS™ BY WILSONART® has a velvety texture that invites touch and resists fingerprints.



DESIGN OPTIONS

CREATE YOUR OWN

Create a custom-stained woodgrain, color-match a custom optical solid, or design a completely unique HPL using your own artwork or logo. Learn more: wilsonart.com/create-your-own

SOLID COLOR CORE

Wilsonart® SOLICOR™ creates a visually pristine look with continuous color that eliminates the traditional brown seam at laminate edges. Learn more: wilsonart.com/solicor-laminate

THERMALLY FUSED LAMINATE (TFL)

Find a suite of “one-stop” coordinated Wilsonart® TFL and Edgeband solutions in best-matched design and texture. Accessory cabinet door fronts and moldings are available. Learn more: wilsonart.com/tfl-panels



NATURAL ALMOND D30-60
FIELD ELM 7999K-12



Compact Laminate Panels

Wilsonart® Compact Laminate is a durable solution for high-impact surfaces such as lockers and cabinets, elevator cabs, and toilet partitions. It's the long-lasting coordinated project solution that delivers the perfect combination of high design and high performance. Learn more at wilsonart.com/compact-laminate



EXPANSIVE OPTIONS

Compact Laminate is available in more than 600 designs and a range of thicknesses, from 1/10" to 1".



HIGH-IMPACT PERFORMANCE


Compact Laminate features higher impact, moisture, scratch, and abrasion resistance than any comparable laminate offering.

SELECTIONS FROM
WILSONART® HPL

 **Wilsonart®**
ENGINEERED SURFACES



EXPLORE
NEW DESIGNS



SEE ALL
LAMINATE
DESIGNS

2501 Wilsonart Drive | P.O. Box 6110 | Temple, TX 76503-6110
Wilsonart.com | 800.433.3222 | ©2024 Wilsonart LLC

Digital representation may vary from product.
Please see actual sample for more accurate color and composition.

BC0430-24

FRONT & BACK COVER:
WALL PANELS - MAPLE PB NUTMEG 8271K-05
COUNTER - BORGHINI MARBLE 5062-38

